



# contents



## Unit 1

page 4

### Happy Words A, B, C

**Happy Words**  
above, accident,  
after, balcony,  
band-aid, buttons,  
cab, circle, circus

**Happy Talk**  
I was, you were,  
he/she/it was, we  
were, you were,  
they were

**Chant**  
Miss Mary Mack

## Unit 2

page 12

### Happy Words D, E, F

**Happy Words**  
dark, difficult,  
dinosaur,  
expensive,  
empty,  
enormous,  
elevator,  
famous, fly

**Happy Talk**  
big, bigger, tall,  
taller; happy,  
happier; difficult,  
more difficult

**Song**  
Bones, Bones,  
Bones

## Unit 3

page 20

### Happy Words G, H, I

**Happy Words**  
garbage, garden,  
gate, half,  
incredible,  
identical, initial,  
invitation, island

**Happy Talk**  
big, bigger, the  
biggest; tall,  
taller, the tallest;  
happy, happier,  
the happiest;  
difficult, more  
difficult, the most  
difficult

**Song**  
I Know an Old  
Lady

## Unit 4

page 28

### Happy Words J, K, L

**Happy Words**  
jar, jewel, job,  
jump, kangaroo,  
key, king, kitten,  
ladder

**Happy Talk**  
I'm going to brush  
my teeth.

**Song**  
Kookaburra

## Unit 5

page 36

### Happy Words M, N, O

**Happy Words**  
machine,  
mall, mango,  
musician,  
neighbor, net,  
ocean,  
orchestra,  
owl

**Happy Talk**  
She opened a jar.

**Chant**  
Vacation Dreams

## Unit 6

page 44

### Happy Words P, Q, R

**Happy Words**  
palm, parachute,  
parrot, pet,  
photograph, plant,  
quick, quiet, reptile

**Happy Talk**  
Did you play  
soccer yesterday?  
Yes, I did./No, I  
didn't.

**Chant**  
If You Ever ...

## Unit 7

page 52

### Happy Words S, T, U

**Happy Words**  
sea, shade, sport,  
squeeze, straight,  
team, thread,  
tube, underline

**Happy Talk**  
Where did she  
wait? She waited  
at the bus stop.

**Chant**  
After School

## Unit 8

page 60

### Happy Words V, W, X, Y, Z

**Happy Words**  
Venus, village,  
wallet, wave,  
weekend, wheel,  
yacht, yolk, zipper

**Happy Talk**  
He hurried to the  
stadium. She  
dropped a wallet.

**Poem**  
A Magic Balloon

## Unit 9

page 68

### Show What You Know!

**Story**  
The Very, Very Big  
Beet

**Unit 1** Happy Words A, B, C

Listen and read.



**above**

The airplane is flying **above** the clouds.



**after**

Wednesday is the day **after** Tuesday.



**band-aid**

He has a **band-aid** on his knee.



**accident**

There are four cars in this **accident**.




**balcony**

She's sitting on the **balcony** outside her apartment.




**buttons**

My blouse has five red **buttons**.




**cab**

A **cab** is another word for a taxi.



**circle**

A **circle** is a round shape.



**circus**

This **circus** is inside a big, orange tent.



Read and learn more about the circus on page 6.

**Happy Talk**

Practice with a friend.

- Say a word. Read the sentence.  
**A** accident  
**B** There are four cars in the accident.

- Read a sentence without the word.  
 Say the word.  
**A** He has a \_\_\_\_ on his knee.  
**B** band-aid

- Make your own sentences.



Play "Knock, Knock!" Listen to your teacher.

# THE BIG ORANGE Circus

Listen and read.




The ringmaster is standing in the middle of the ring. The acrobats are swinging above the ring on trapezes. The lion tamer is inside the lion cage. The clown car and a taxi cab are in an accident. A clown has a

big band-aid on his head. The elephants are walking in a circle. A girl is riding on an elephant's trunk. The band is playing music in the balcony.

Answer the questions.

1. Where is the ringmaster?
2. What are the acrobats doing?
3. What does the clown have on his head?
4. Where is the band playing music?



## MY Happy Words

Draw pictures and write sentences.

A	A
B	B
C	C

Show your page to the class. Read out loud.

# Language Practice

## A Read and say.

### Present/Now

I am twelve years old.  
You are wearing shorts.  
He/She/It is playing with a ball.

We are at the circus.  
You are in the house.  
They are on the box.

### Past/Before now

I was eleven years old last year.  
You were wearing pants yesterday.  
He/She/It was playing with a puzzle last week.

We were at the mall last month.  
You were at school yesterday.  
They were under the table last night.




### Words that tell you past time

yesterday  
last { night  
week  
month  
year

## B Complete the sentences with "am," "is," "are," "was" or "were."

1. My name \_\_\_\_\_ Sara.
2. I \_\_\_\_\_ ten years old.
3. I \_\_\_\_\_ nine years old last year.
4. This \_\_\_\_\_ my dog, Woof.
5. We \_\_\_\_\_ best friends.
6. Yesterday, we \_\_\_\_\_ in the park.



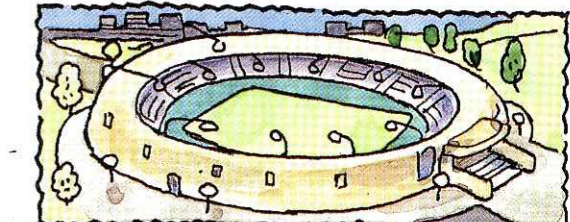

## C Listen and read. Ask and answer.



was not = wasn't  
were not = weren't

### Last Saturday

1. Were you at the mall?  
No, I wasn't. I was at the supermarket.
2. Was she at the mall?  
No, she wasn't. She was at the drugstore.
3. Was he at the mall?  
No, he wasn't. He was at the office.
4. Was the dog at the mall?  
No, it wasn't. It was at the park.
5. Were you two at the mall?  
No, we weren't. We were at the circus.
6. Were they at the mall?  
No, they weren't. They were at the stadium.



## D Cover and say.



## A Spelling Words

band-aid  
above  
buttons

accident  
circle  
balcony



### How to Study Spelling Words

1. Look at a word.
2. Copy the word.
3. Say the word out loud.
4. Spell the word out loud.
5. Close your book. Listen to a friend and write.
6. Open your book. Check the spelling.


## B Take the test. Good luck!

### C Write and talk about your family. Where were you last week?

1. I \_\_\_\_\_
2. My mom \_\_\_\_\_
3. My \_\_\_\_\_
4. My \_\_\_\_\_

# Miss Mary Mack

Chant and play.



Miss Mary Mack, Mack, Mack,  
Was dressed in black, black, black,  
With big red buttons, buttons, buttons,  
Down her back, back, back.

She asked her mother, mother, mother,  
For fifty cents, cents, cents,  
To see an elephant, elephant, elephant  
Jump a fence, fence, fence!

He jumped above, above, above,  
The clouds in the sky, sky, sky,  
And didn't come down, down, down,  
Until the fourth of July, July, July!

